

MULTI-SPLIT SCM

The Multi DC Inverter range is an innovative Multi-split systems from Mitsubishi Heavy Industries Thermal Systems which offers the perfect answer for air conditioning comfort in several environments. An outdoor unit can air condition up to 6 different rooms. Utilising a range of compact and elegant indoor units that are available in 6 different types make air conditioning any indoor environment possible. The whole range is characterised by high flexibility, high energy efficiency and extremely low noise levels.




FDTC
4way Ceiling
Cassette type



FDE
Ceiling
Suspended type



SRK/SKM
Wall
Mounted type



SRF
Floor
Standing type

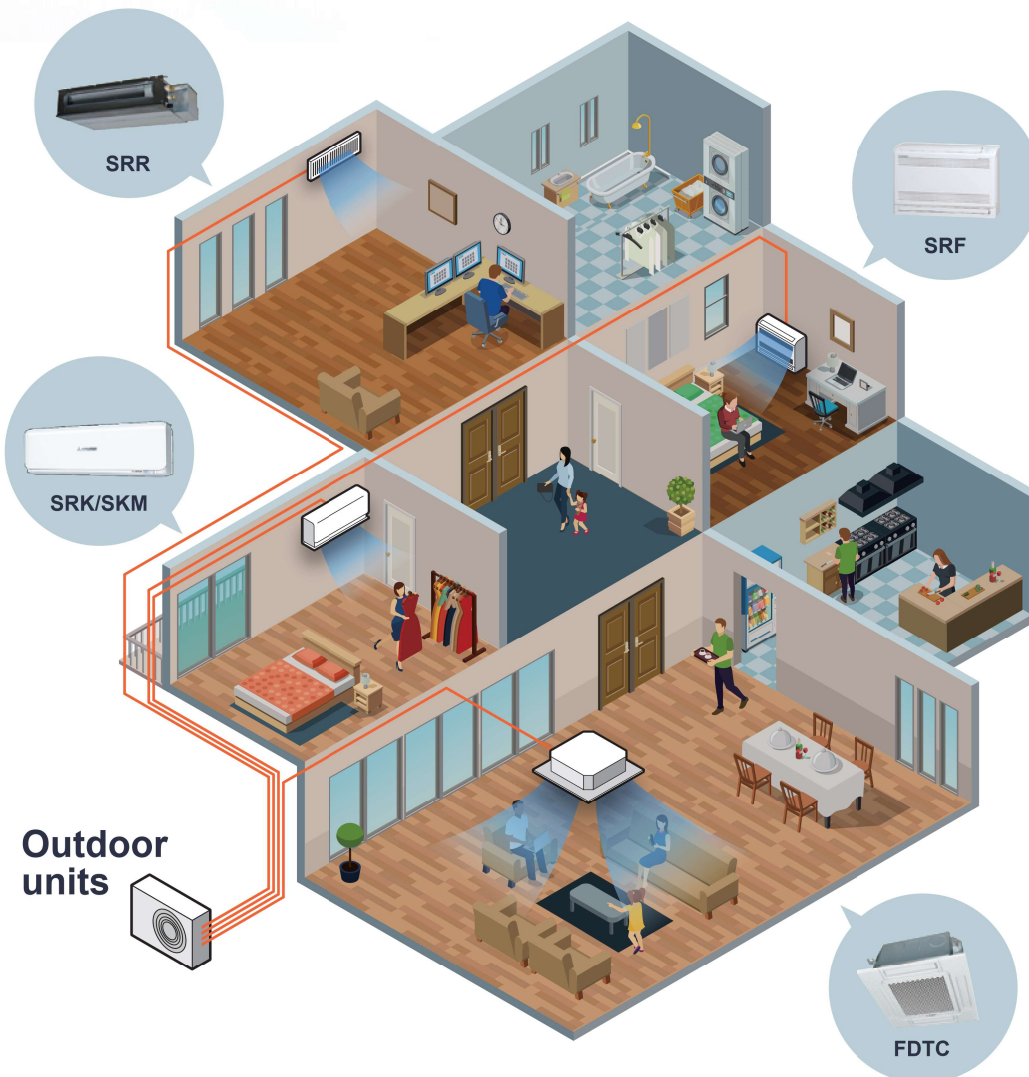


SRR
Ceiling
Concealed type



FDUM
Duct
Connected type

A wide variety of choices for indoor units





MULTI-SPLIT SYSTEM

Outdoor Units

Line up of multi split systems use R32 refrigerant.



SCM40ZS-W
SCM45ZS-W

SCM50ZS-W
SCM60ZS-W

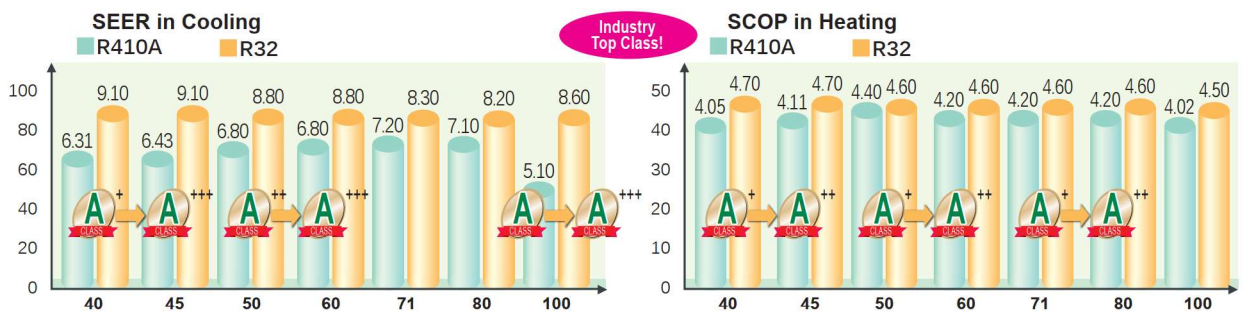
SCM71ZS-W
SCM80ZS-W

SCM100ZS-W

High energy efficiency by new refrigerant R32

R32 is the next generation refrigerant that boasts nearly 70% lower Global Warming Potential Rate than R410A. Due to its superior qualities R32 offers amazing energy efficiency benefits. It has a potential refrigerating effect 1.5 times that of R410A meaning it needs less energy to achieve the desired temperature and requires less refrigerant volume to operate.

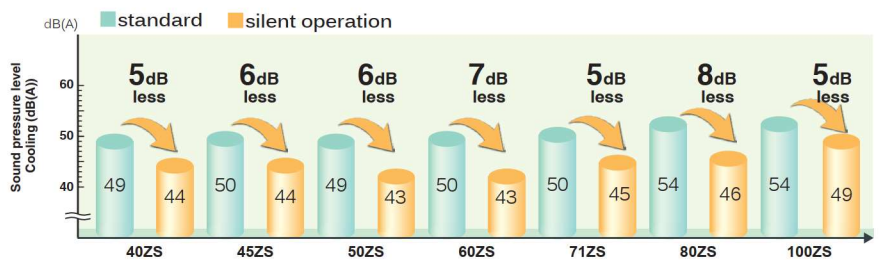
Improved SEER and SCOP



* The above values are based on indoor units combination with SRK-ZSX-W only. Only SCM100ZS-W is calculated in the combination with SRK-ZS-W.

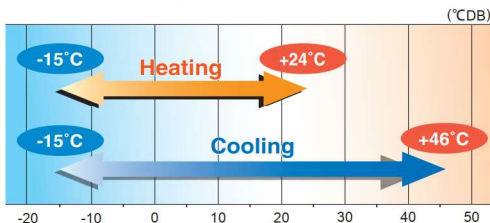
Comfort

Thanks to the application of the Twin Rotary compressor, the outdoor units have low noise levels. Silent operation is installed in all outdoor units.




Wide Range of Operation

Expand the cooling range of all models to 46°C.



Reduction of weight



Installation Flexibility

You are given greater freedom to decide where the indoor units will be installed to optimise interior space and convenience.

	SCM40/45ZS-W	SCM50/60ZS-W	SCM71/80ZS-W	SCM100ZS-W
length for one indoor unit	under 25m	under 25m	under 25m	under 25m
total length for all rooms	under 30m	under 40m	under 70m	under 75m
height difference	lower installation spot of the indoor unit	under 15m	under 20m	under 20m
	upper installation spot of the indoor unit	under 15m	under 20m	under 20m
	maximum height difference of the indoor units	under 25m	under 25m	under 25m
length of chargeless refrigerant pipe	20m	40m	30m	40m



■ SPECIFICATIONS

Item	Model	For two rooms		For three rooms		
		SCM40ZS-W	SCM45ZS-W	SCM50ZS-W	SCM60ZS-W	
Power Source		1Phase, 220 - 240V, 50Hz				
Nominal cooling capacity (Min~Max)	kW	4.0(1.5~5.9)	4.5(1.5~6.4)	5.0(1.7~7.1)	6.0(1.7~7.5)	
Nominal heating capacity (Min~Max)	kW	4.5(1.0~6.3)	5.3(1.0~6.5)	6.0(1.0~7.5)	6.8(1.0~7.8)	
Power Consumption	Cooling	kW	0.80(0.34~2.10)	0.96(0.34~2.30)	1.02(0.43~2.15)	1.32(0.43~2.28)
	Heating	kW	0.83(0.25~1.48)	1.06(0.25~1.48)	1.16(0.32~2.50)	1.40(0.32~2.80)
EER	Cooling		5.00	4.69	4.90	4.55
COP	Heating		5.42	5.00	5.17	4.86
Max. running current	A		14	14	15	15
Sound power level	Cooling	dB(A)	62	63	62	62
	Heating	dB(A)	64	65	64	64
Sound pressure level	Cooling	dB(A)	49	50	49	50
	Heating	dB(A)	51	52	52	52
Air flow	Cooling	m ³ /min	32.5	32.5	41.0	41.0
	Heating	m ³ /min	32.5	32.5	41.0	41.0
Exterior dimensions (H×W×D)	mm	595×780(+90)×290		640×850(+65)×290		
Net weight	kg	40.0		48.5		
Refrigerant	Type/GWP	R32/675				
	Charge	kg/TCO ₂ Eq	1.4/0.945		1.8/1.215	
Refrigerant piping size	Liquid	Φmm	6.35(1/4")×2		6.35(1/4")×3	
	Gas	Φmm	9.52(3/8")×2		9.52(3/8")×3	
Outdoor operating temperature range	Cooling	°CDB	-15~46			
	Heating	°CDB	-15~24			
Number of Connectable indoor units		2	2	Min.2~Max.3	Min.2~Max.3	
Total indoor units capacity	kW	6.0	7.0	8.5	11.0	

Item	Model	For four rooms		For five rooms	
		SCM71ZS-W	SCM80ZS-W	SCM100ZS-W	
Power Source		1Phase, 220 - 240V, 50Hz			
Nominal cooling capacity (Min~Max)	kW	7.1(1.8~8.8)	8.0(1.8~9.2)	10.0(1.7~11.5)	
Nominal heating capacity (Min~Max)	kW	8.6(1.1~9.4)	9.3(1.1~9.8)	10.5(0.9~11.5)	
Power Consumption	Cooling	kW	1.42(0.48~2.75)	1.70(0.48~2.83)	2.70(0.48~3.65)
	Heating	kW	1.75(0.35~3.00)	1.95(0.35~3.12)	2.38(0.37~2.90)
EER	Cooling		5.00	4.71	3.70
COP	Heating		4.91	4.77	4.41
Max. running current	A		20	20	21
Sound power level	Cooling	dB(A)	63	66	67
	Heating	dB(A)	67	67	72
Sound pressure level	Cooling	dB(A)	50	54	54
	Heating	dB(A)	54	54	59
Air flow	Cooling	m ³ /min	50.0	56.0	75.0
	Heating	m ³ /min	56.0	56.0	75.0
Exterior dimensions (H×W×D)	mm	750×880(+73)×340		945×970×370	
Net weight	kg	61.0		73.0	
Refrigerant	Type/GWP	R32/675			
	Charge	kg/TCO ₂ Eq	2.55/1.721		2.98/2.012
Refrigerant piping size	Liquid	Φmm	6.35(1/4")×4		6.35(1/4")×5
	Gas	Φmm	9.52(3/8")×4		9.52(3/8")×5
Outdoor operating temperature range	Cooling	°CDB	-15~46		
	Heating	°CDB	-15~24		
Number of Connectable indoor units		Min.2~Max.4	Min.2~Max.4	Min.2*~Max.5*	
Total indoor units capacity	kW	12.5	13.5	16.0*	

- The data are measured under the following conditions(ISO-T1, H1). Cooling: Indoor temp. of 27°CDB, 19°CWB, and outdoor temp. of 35°CDB. Heating: Indoor temp. of 20°CDB, and outdoor temp. of 7°CDB, 6°CWB.
- Sound level indicates the value in an anechoic chamber. During operation these values are somewhat higher due to ambient conditions.
- 'tonne(s) of CO₂ equivalent' means a quantity of greenhouse gases- expressed as the product of the weight of the greenhouse gases in metric tonnes and of their global warming potential.

* Only the following combinations are possible. The total connecting capacity of indoor units should be between 90 ~ 160.

[2 indoor units can be connectable]

- Includes 1 or more SRK-ZR
- SRK-ZSX x 2
- SRK-ZSX + FDE50
- SRK-ZSX + SRF35,50
- FDE50 + SRF50

[5 indoor unit can be connectable]

- Only the following A and B combinations are possible.
- A. The total number of (SRK-ZSX, SRF 35,50, FDE 50) is 4 or less.
5 units can be connected by connecting other indoor units.
Example: ZSX x 4 + ZS x 1 are possible.
- B. When connecting 146 - 160, the following combinations are not applicable.
Indoor unit combination: Total 151(20+20+20+20+71), Total 160(20+20+20+20+80), Total 156 (20+20+20+25+71), Total 160 (20+20+20+50+50).

[3 or 4 indoor unit can be connectable]

- No limitation



MULTI-SPLIT SYSTEM

INDOOR UNITS SPECIFICATION FOR MULTI COMBINATIONS

Wall Mounted

SRK-ZSX



Item	Model	SRK20ZSX-W,-WB,-WT	SRK25ZSX-W,-WB,-WT	SRK35ZSX-W,-WB,-WT	SRK50ZSX-W,-WB,-WT	SRK60ZSX-W,-WB,-WT
Nominal cooling capacity	kW	2.0	2.5	3.5	5.0	6.0
Nominal heating capacity	kW	3.0	3.4	4.5	5.8	6.8
Sound power level	Cooling	53	55	58	59	62
	Heating	55	56	58	62	63
Sound pressure level	Cooling(Hi/Me/Lo/Ulo)	38 / 31 / 24 / 19	39 / 33 / 25 / 19	43 / 35 / 26 / 19	44 / 39 / 31 / 22	46 / 41 / 33 / 22
	Heating(Hi/Me/Lo/Ulo)	38 / 33 / 25 / 19	40 / 34 / 27 / 19	42 / 35 / 28 / 19	46 / 41 / 33 / 23	46 / 42 / 34 / 23
Air flow	Cooling(Hi/Me/Lo/Ulo)	11.3 / 9.1 / 6.0 / 5.0	12.2 / 10.0 / 6.7 / 5.0	13.1 / 10.8 / 7.3 / 5.0	14.3 / 12.4 / 7.8 / 5.4	16.3 / 13.4 / 8.9 / 5.4
	Heating(Hi/Me/Lo/Ulo)	12.2 / 10.3 / 7.2 / 5.4	12.8 / 11.0 / 7.8 / 5.4	13.9 / 11.8 / 8.6 / 5.4	17.3 / 14.3 / 9.8 / 6.2	17.8 / 13.7 / 10.9 / 6.2
Exterior dimensions (H×W×D)	mm	305×920×220				
Net weight	kg	13.0				
Refrigerant piping size	Liquid / Gas	Φmm 6.35(1/4") / 9.52(3/8")			6.35(1/4") / 12.7(1/2")	
Clean filter		Allergen Clear Filter ×1, Photocatalytic Washable Deodorising Filter×1				

Wall Mounted

SRK-ZR



Item	Model	SRK71ZR-W	SRK80ZR-W
Nominal cooling capacity	kW	7.1	8.0
Nominal heating capacity	kW	8.0	9.0
Sound power level	Cooling	57	60
	Heating	60	62
Sound pressure level	Cooling(Hi/Me/Lo/Ulo)	44 / 41 / 37 / 25	47 / 44 / 39 / 26
	Heating(Hi/Me/Lo/Ulo)	46 / 39 / 35 / 28	47 / 41 / 36 / 29
Air flow	Cooling(Hi/Me/Lo/Ulo)	20.5 / 18.6 / 16.2 / 10.4	23.5 / 20.2 / 17.5 / 10.4
	Heating(Hi/Me/Lo/Ulo)	25.0 / 19.8 / 17.3 / 13.3	26.5 / 21.3 / 18.4 / 13.5
Exterior dimensions (H×W×D)	mm	339×1197×262	
Net weight	kg	15.5	16.5
Refrigerant piping size	Liquid / Gas	Φmm 6.35 (1/4") / 15.88 (5/8")	
Clean filter		Allergen Clear Filter ×1, Photocatalytic Washable Deodorising Filter×1	

Wall Mounted

SRK-ZS



Item	Model	SRK20ZS-W,-WB,-WT	SRK25ZS-W,-WB,-WT	SRK35ZS-W,-WB,-WT	SRK50ZS-W,-WB,-WT
Nominal cooling capacity	kW	2.0	2.5	3.5	5.0
Nominal heating capacity	kW	3.0	3.4	4.5	5.8
Sound power level	Cooling	48	50	54	59
	Heating	50	53	56	60
Sound pressure level	Cooling(Hi/Me/Lo/Ulo)	34 / 25 / 22 / 19	36 / 28 / 23 / 19	40 / 30 / 26 / 19	46 / 36 / 29 / 22
	Heating(Hi/Me/Lo/Ulo)	36 / 29 / 23 / 19	39 / 30 / 24 / 19	41 / 36 / 25 / 19	46 / 37 / 31 / 24
Air flow	Cooling(Hi/Me/Lo/Ulo)	9.3 / 7.0 / 5.9 / 5.0	9.9 / 8.0 / 5.9 / 5.0	11.3 / 8.7 / 7.0 / 5.0	12.1 / 9.9 / 7.4 / 5.9
	Heating(Hi/Me/Lo/Ulo)	10.0 / 8.5 / 6.5 / 5.9	11.3 / 8.7 / 6.7 / 5.9	12.3 / 11.0 / 7.0 / 5.6	13.9 / 11.2 / 9.1 / 7.4
Exterior dimensions (H×W×D)	mm	290×870×230			
Net weight	kg	9.5			10.0
Refrigerant piping size	Liquid / Gas	Φmm 6.35(1/4") / 9.52(3/8")			6.35(1/4") / 12.7(1/2")
Clean filter		Allergen Clear Filter × 1, Photocatalytic Washable Deodorising Filter × 1			

Wall Mounted

SKM-ZSP

- Elegant Timeless Design
- Compact and Light weight



Item	Model	SKM20ZSP-W	SKM25ZSP-W	SKM35ZSP-W
Nominal cooling capacity	kW	2.0	2.5	3.5
Nominal heating capacity	kW	3.0	3.4	4.5
Sound power level	Cooling	57	57	58
	Heating	56	56	58
Sound pressure level	Cooling(Hi/Me/Lo)	42 / 35 / 22	43 / 36 / 23	44 / 37 / 25
	Heating(Hi/Me/Lo)	41 / 36 / 26	41 / 36 / 27	42 / 37 / 30
Air flow	Cooling(Hi/Me/Lo)	8.5 / 7.0 / 5.0	8.5 / 7.0 / 5.0	9.0 / 7.5 / 5.0
	Heating(Hi/Me/Lo)	8.0 / 7.0 / 5.5	8.0 / 7.0 / 5.5	8.5 / 7.0 / 6.0
Exterior dimensions (H×W×D)	mm	267×783×210		
Net weight	kg	7.5		
Refrigerant piping size	Liquid / Gas	Φmm 6.35(1/4")/9.52(3/8")		
Clean filter		—		

OPTION

Wired remote control



RC-EX3A RC-E5 RCH-E3

Wireless remote control



RCN-TC-5AW-E2 RCN-KIT4-E2 RCN-E-E3

Motion sensor



LB-TC-5W-E LB-KIT2 LB-E



Floor Standing

SRF-ZS/ZSX

NEW



Item	Model	SRF25ZS-W	SRF35ZS-W	SRF50ZSX-W
Nominal cooling capacity	kW	2.5	3.5	5.0
Nominal heating capacity	kW	3.4	4.5	5.8
Sound power level	Cooling	50	51	58
	Heating	51	52	58
Sound pressure level	Cooling(Hi/Me/Lo/Ulo)	38 / 32 / 29 / 25	40 / 35 / 33 / 29	46 / 38 / 33 / 28
	Heating(Hi/Me/Lo/Ulo)	39 / 35 / 33 / 29	41 / 36 / 35 / 33	46 / 41 / 38 / 32
Air flow	Cooling(Hi/Me/Lo/Ulo)	9.0 / 7.6 / 6.7 / 5.8	9.2 / 7.8 / 7.3 / 6.4	11.5 / 9.6 / 7.4 / 6.6
	Heating(Hi/Me/Lo/Ulo)	10.5 / 8.2 / 7.7 / 6.6	10.7 / 8.3 / 8.1 / 7.4	12.0 / 10.0 / 9.4 / 7.6
Exterior dimensions(H×W×D)	mm	600×860×238		
Net weight	kg	18.0	19.0	
Refrigerant piping size	Liquid / Gas	Φmm 6.35(1/4") / 9.52(3/8")		6.35(1/4") / 12.7(1/2")
Clean filter		Allergen Clear Filter × 1 Photocatalytic Washable Deodorising Filter × 1		

Ceiling Concealed

SRR-ZS

NEW



Item	Model	SRR25ZS-W	SRR35ZS-W	SRR50ZS-W	SRR60ZS-W
Nominal cooling capacity	kW	2.5	3.5	5.0	6.0
Nominal heating capacity	kW	3.4	4.5	5.8	6.8
Sound power level	Cooling	56	57	59	60
	Heating	59	60	61	63
Sound pressure level	Cooling(Hi/Me/Lo/Ulo)	37 / 33 / 30 / 24	38 / 34 / 31 / 25	41 / 37 / 34 / 29	44 / 38 / 35 / 30
	Heating(Hi/Me/Lo/Ulo)	40 / 37 / 34 / 28	42 / 38 / 35 / 29	43 / 39 / 37 / 32	45 / 41 / 38 / 33
Air flow	Cooling(Hi/Me/Lo/Ulo)	9.5 / 8.0 / 6.5 / 4.5	10.0 / 8.5 / 7.0 / 5.0	13.5 / 11.0 / 10.0 / 7.5	14.5 / 11.5 / 10.5 / 8.0
	Heating(Hi/Me/Lo/Ulo)	10.0 / 9.0 / 8.0 / 6.0	10.5 / 9.5 / 8.5 / 6.5	14.5 / 12.5 / 11.0 / 8.5	15.0 / 13.0 / 11.5 / 9.0
Available external static pressure	Pa	35(Initial static pressure with air filter : 5Pa)		50(Initial static pressure with air filter : 5Pa)	
Exterior dimensions(H×W×D)	mm	200×750×500		200×950×500	
Net weight	kg	20.5		24.0	
Refrigerant piping size	Liquid / Gas	Φmm 6.35(1/4") / 9.52(3/8")		6.35(1/4") / 12.7(1/2")	
Bottom air inlet kit (option)		UT-BAT1EF		UT-BAT2EF	

4way Ceiling Cassette

FDTC-VH

- Draft prevention panel (Option)
- Motion sensor (Option)
- More quiet noise & Improve the aerodynamic performance

NEW



Item	Model	FDTC25VH1	FDTC35VH1	FDTC50VH	FDTC60VH
Nominal cooling capacity	kW	2.5	3.5	5.0	6.0
Nominal heating capacity	kW	3.4	4.5	5.8	6.8
Sound power level	Cooling	51	52	59	60
	Heating	53	54	59	60
Sound pressure level	Cooling(P-Hi/Hi/Me/Lo)	38 / 34 / 30 / 27	39 / 36 / 32 / 29	44 / 40 / 35 / 27	46 / 42 / 38 / 31
	Heating(P-Hi/Hi/Me/Lo)	39 / 36 / 32 / 28	41 / 38 / 34 / 30	44 / 40 / 35 / 27	46 / 42 / 38 / 31
Air flow	Cooling(P-Hi/Hi/Me/Lo)	8.5 / 7.5 / 7.0 / 6.0	9.0 / 8.0 / 7.5 / 6.5	13.0 / 11.0 / 9.0 / 7.0	14.0 / 12.0 / 10.0 / 8.0
	Heating(P-Hi/Hi/Me/Lo)	9.5 / 8.5 / 7.5 / 6.5	10.0 / 9.0 / 8.0 / 7.0	13.0 / 11.0 / 9.0 / 7.0	14.0 / 12.0 / 10.0 / 8.0
Exterior dimensions (H×W×D)	Unit	mm 248×570×570			
	Panel	mm 10×620×620			
Net weight	kg	16.5 (Unit.14 Panel:2.5)			
Refrigerant piping size	Liquid / Gas	Φmm 6.35(1/4") / 9.52(3/8")		6.35(1/4") / 12.7(1/2")	
Panel		Standard Panel : TC-PSA-5AW-E(Honeycomb), TC-PSAG-5AW-E(Grid) Draft Prevention Panel : TC-PSAE-5AW-E(Honeycomb), TC-PSAGE-5AW-E(Grid)			

Duct Connected-Low/Middle Static Pressure / Ceiling Suspended

FDUM-VH / FDE-VH

•Motion sensor (Option)

•Motion sensor (Option)



Item	Model	FDUM50VH	FDE50VH
Nominal cooling capacity	kW	5.0	5.0
Nominal heating capacity	kW	5.8	5.8
Sound power level	Cooling	60	60
	Heating	60	60
Sound pressure level	Cooling(P-Hi/Hi/Me/Lo)	37 / 32 / 29 / 26	46 / 38 / 36 / 31
	Heating(P-Hi/Hi/Me/Lo)	37 / 32 / 29 / 26	46 / 38 / 36 / 31
Air flow	Cooling(P-Hi/Hi/Me/Lo)	13.0 / 10.0 / 9.0 / 8.0	13.0 / 10.0 / 9.0 / 7.0
	Heating(P-Hi/Hi/Me/Lo)	13.0 / 10.0 / 9.0 / 8.0	13.0 / 10.0 / 9.0 / 7.0
Available external static pressure	Pa	Standard : 35 Max : 100	—
Exterior dimensions (H×W×D)	mm	280×750×635	210×1070×690
Net weight	kg	29.0	28.0
Refrigerant piping size	Liquid / Gas	Φmm 6.35(1/4") / 12.7(1/2")	
Air filter		Filter KIT : UM-FL1EF (option)	Pocket Plastic net × 2 (Washable)

NOTES

- The data are measured under the following conditions(ISO-T1, H1). Cooling: Indoor temp. of 27°CDB, 19°CWB, and outdoor temp. of 35°CDB. Heating: Indoor temp. of 20°CDB, and outdoor temp. of 7°CDB, 6°CWB.
- Sound level the value in an anechoic chamber.During operation these values are somewhat higher due to ambient conditions.